

A

B

C

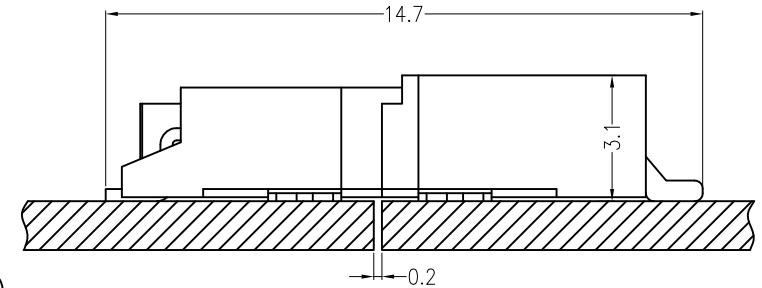
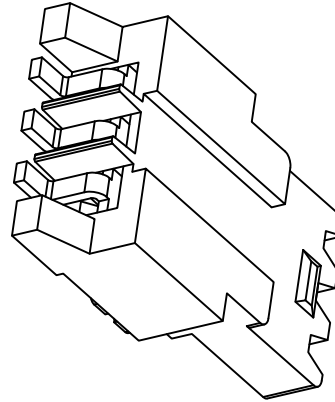
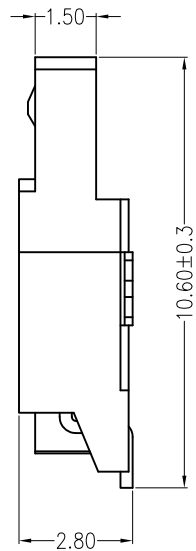
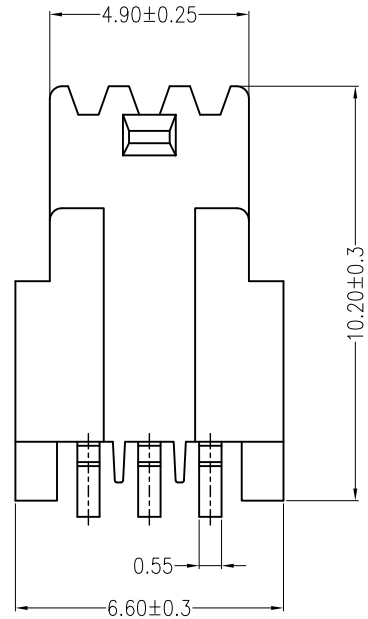
D

E

F

REV	DESCRIPTION	DESIGN	DATE
A0	Release	吴丹平	2015.07.15

1



Assembly Layout

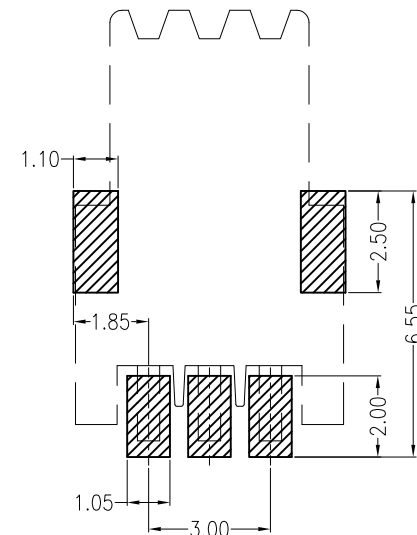
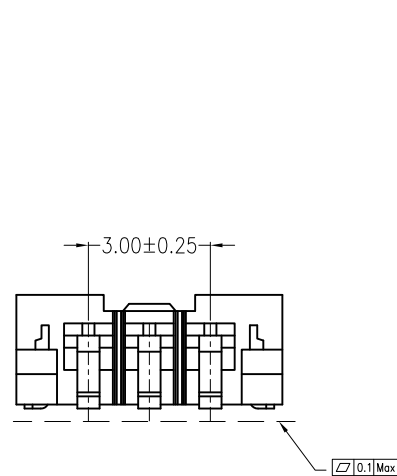
主要技术参数 Main Specifications

线数 (Poles): 03P
 接触电阻 (Contact resistance): $\leq 20m\Omega$
 绝缘电阻 (Insulation resistance): $\geq 1000M\Omega$
 额定电压 (Rated voltage): 150 V AC DC
 额定电流 (Rated current): 1.0A AC DC
 耐电压 (Withstand Voltage): 1000V AC/minute
 温度范围 (Temperature Range): $-25^{\circ}C \sim +105^{\circ}C$

ORDER INFORMATION:

B1504P-03-F4MB-R			
PART No.			
No. OF CIRCUITS:			PACKAGING: R=REEL P=PE PLATING: B=MATTE Sn
PLASTIC MATERIAL:			
F4M=LCP E6808 (BEIGE)			

3



Board Layout

General Tolerance: ± 0.05

4

5

C	Solder Tab	2 PCS	PhosphorBronze	MATTE Sn-plated
B	CONTACT	3 PCS	PhosphorBronze	MATTE Sn-plated
A	PEDESTAL	1 PCS	LCP E6808	UL 94V-0, COLOR:BEIGE
ITEM	COMPONENT	Q'TY	MATERIAL	FINISH

东莞市高迪电子有限公司
 DONG GUAN GAO DI ELECTRONICS CO., LTD

TITLE: -
 1.5mmPITCH 90°WAFER SMT TYPE

X.±0.5	X.±5'	USE:	CUSTOMER	
.X±0.3	.X±2'	APPD:	邵敬和	
.XX±0.25	.XX±1'	CHKD:	田峰	
--	--	DR:	蒋建银	
UNITS: mm		SCALE		SHEET
		1 : 1		1 / 1

A

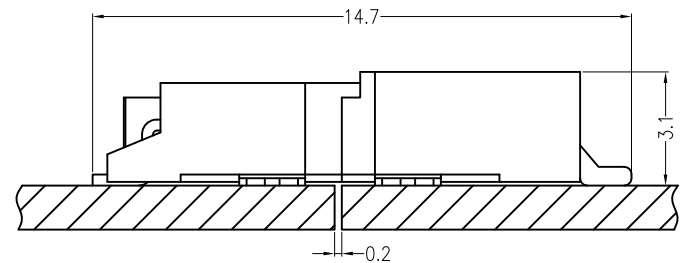
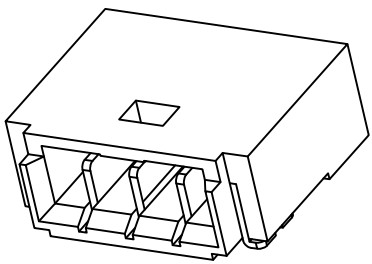
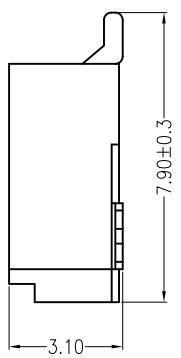
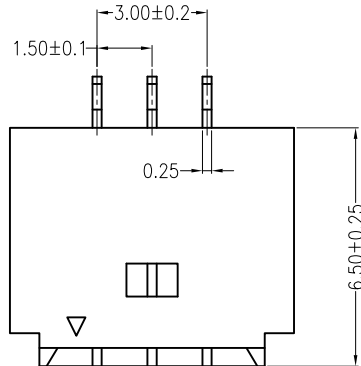
B

C

D

E

F



Assembly Layout

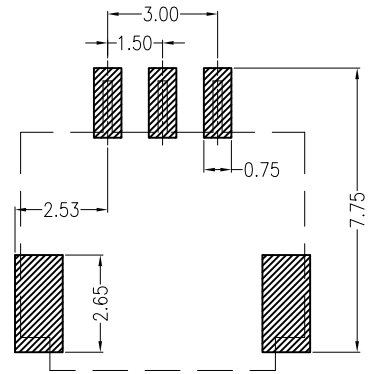
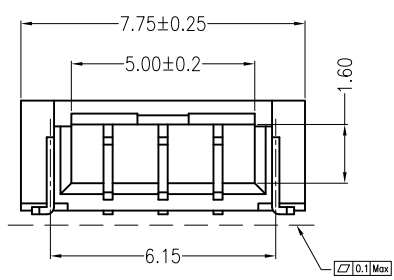
主要技术参数 Main Specifications

- 线 数 (Poles) : 03P
- 接触电阻 (Contact resistance) : $\leq 20m\Omega$
- 绝缘电阻 (Insulation resistance) : $\geq 1000M\Omega$
- 额定电压 (Rated voltage) : 150 V AC DC
- 额定电流 (Rated current) : 1.0A AC DC
- 耐电压 (Withstand Voltage) : 1000V AC/minute
- 温度范围 (Temperature Range) : $-25^{\circ}C \sim +105^{\circ}C$

ORDER INFORMATION:

B1504R-03-F4MB-R

PART No. _____	PACKAGING: _____
No. OF CIRCUITS: _____	R=REEL
03	P=PE
PLASTIC MATERIAL: _____	PLATING: _____
F4M=LCP E6808 (BEIGE)	B=MATTE Sn



Board Layout
General Tolerance: ± 0.05

C	Solder Tab	2 PCS	PhosphorBronze	MATTE Sn-plated
B	CONTACT	3 PCS	PhosphorBronze	MATTE Sn-plated
A	PEDESTAL	1 PCS	LCP E6808	UL 94V-0, COLOR:BEIGE
ITEM	COMPONENT	Q'TY	MATERIAL	FINISH



TITLE: -
1.50mmPITCH 90°WAFER SMT TYPE

X.±0.5	X.±5'	USE: CUSTOMER	PART NO.:	
.X±0.3	.X±2'		B1504R-03-F4MB-R	
.XX±0.25	.XX±1'		DWG NO.:	
--	--		GCCP-0810	
UNITS: mm		DR: 蒋建银	SCALE 1 : 1	SHEET 1 / 1